






Top 5 States by 6-Month Improvement in Non-Current Percentage

	Non-Curr % 2005-Current	Change in Non-Curr %	Jan-17	● Peak	● Date of Peak	● Low	● Date of Low
New Jersey		-16.54%	7.47%	16.81%	Dec-12	3.44%	Mar-06
Colorado		-13.70%	2.34%	8.54%	Feb-10	2.29%	Mar-00
Washington		-13.45%	3.12%	9.55%	Jan-12	2.32%	Mar-06
Utah		-13.13%	3.43%	10.94%	Feb-10	3.40%	Mar-07
Oregon		-11.81%	3.06%	9.20%	Feb-10	2.17%	Mar-06